



Solutions for Materials Preparation, Testing and Analysis

Inverted Trinocular Metallurgical Microscope E-500




EBPu Electromechanical Equipment (Zhejiang) Co., Ltd.

Introduction:

E-500 Inverted metallurgical microscope is equipped excellent UIS optical system and modularization function design so that update system expediently and achieved polarization, dark field observation.

Compact and steady main frame body is embodiment for the shock resistance. The ideal ergonomic design is adopted in this unit and has easier operation and wider space. This is ideal optical instrument for micro observation in metallographic structure and surface morphology. It is suitable for research in metallography, mineralogy, precision engineering, etc.



- 1. Eyepiece 2. Eyepiece tube 3. Main frame 4. Power switch
- 5. Coarse/fine focusing mechanism 6. Nosepiece 7. Photography device
- 8. Reflected illuminator 9. Lamp house 10. Objective 11. Stage


Technical Parameter:

Model	E-500	
Eyepiece	10X wide field plan eyepiece and field of view number is $\Phi 22\text{mm}$, the eyepiece interface is $\Phi 30\text{mm}$	
Bright Field	PL L10X/0.25	working distance: 20.2 mm

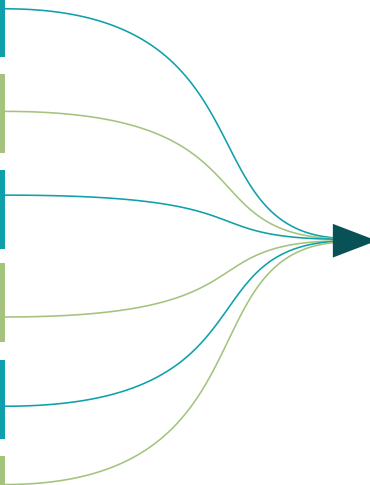
Objective	PL L20X/0.40 working distance: 8.80 mm PL L50X/0.70 working distance: 3.68 mm PL L100X/0.85 (dry) working distance: 0.40 mm
Eyepiece tube	Hinged binocular tube, with an observation angle of 45°, and a pupil distance of 53-75mm
Focusing system	Coaxial coarse/fine focus, with tension adjustable and up stop minimum division of fine focusing is 2µm
Nosepiece	Quintuple (Backward ball bearing inner locating)
Stage	Mechanical stage overall size: 242mmX200mm and moving range : 30mmX30mm. Rotundity and rotatable stage size: maximal measurement is Φ130mm and minimal clear aperture is less
Illumination	6V30W halogen and brightness enable control. Integrated field diaphragm, aperture diaphragm and puller type polarizer. Equipped with frosted glass and filters
Polarizing set	Analyser can be rotatable and both polarizer and analyser can be move light path
Filter	Blue, green, yellow
Operation Environment	<ul style="list-style-type: none"> ● Indoor ● Altitude: 2000m Max. ● Temperature: 5°C-40°C (41°F-104°F) ● Humidity: 80% for 31°C (88°F) 70% for 34°C (93°F) 60% for 37°C (99°F) 50% for 40°C (104°F) ● Pollution: 2 (Refer to IEC664)



Aperture Diaphragm



When use low magnification objective, adjust the aperture diaphragm bigger, use high magnification objective, adjust the aperture diaphragm smaller.



Customers' satisfaction



EBP





Provide solutions for material preparation, testing and analysis

E: Jack.chou@139.com www.hiebp.com

Office hour: 8:00am - 17:00pm (Monday - Friday)

Tel: +86-0576-8601 1208 Mobile / WhatsApp: +86-13524552810

Add.: 56-57 Multiple-use Building, Danshan Industrial Zone, Wenling City, China

Partner is Brother, Quality is Life!